

SHARP®

Be Original.

4TB70CT1U
4TB80CT1U



Make Learning and Working More Engaging
with a Large Format Interactive Display



4K
3840 × 2160 Pixels

AQUOS BOARD®

A Display That's Built to Enhance Communication

Looking for a powerful, yet affordable solution to make your classrooms and meeting rooms interactive? The 4TB70CT1U and 4TB80CT1U AQUOS BOARD® interactive displays are a perfect solution for those in search of a large format display that brings interactivity to any room. Now available in two sizes – 70" class (69.5" diagonal) and 80" class (80.5" diagonal), this series opens up an affordable path to pristine 4K Ultra-HD resolution. Plug & Play will let you unleash the interactive capabilities of your devices with easy setup and without the need to install drivers. Precise 20 point multi-touch functionality allows multiple people to collaborate effectively and creatively to facilitate effective learning. A powerful RS-232C and LAN command set enables flexible remote control from connected devices. When selected, "Public Mode" prevents unwanted operations by people in a classroom or any other public location.



Key Features

Precise Multi-Touch

20 point simultaneous touch detection supports a better interactive collaboration experience.

Multi OS Support. Plug & Play

Compatible with major operating systems. With Plug & Play, your computer automatically recognizes the 4TB70CT1U and 4TB80CT1U displays when connected, without a complicated driver to install.

Protective Glass

Anti-reflective tempered protective glass increases durability and clarity while protecting the display.

Professional Command Control

RS-232C and LAN command set enables flexible remote control from connected devices.

4K Ultra-HD Quality

The 4TB70CT1U and 4TB80CT1U interactive displays support 4K Ultra-HD and capture fine textures of still and video images, while also reproducing precise details of small text and complex graphics.

16-Hour Daily Operation

The 4TB70CT1U and 4TB80CT1U can be used continuously for up-to 16 hours per day, providing reliable performance in a classroom or office.

Public Mode

If you select Public Mode via the remote control, operational controls are disabled on the 4TB70CT1U and 4TB80CT1U itself. This prevents unwanted adjustments by people in public locations such as classrooms and office spaces.

Built-in Speakers for Powerful Audio

Crystal clear audio, so all your content sounds as good as it looks. Dolby® MS11 Multi-stream Decoder ensures compatibility with premium audio formats.

Simultaneous Writing

Recognizing up-to 20 points of contact, the 4TB70CT1U and 4TB80CT1U interactive displays let multiple people write on the screen at the same time using touch pens or fingers. Participants can take an active part in classroom interactions, meetings, brainstorming sessions and more. With simultaneous writing, your discussions and presentations become platforms for the productive and creative exchange of ideas. Having two people write at the same time lets you double the range of opinions gathered during discussions. During a conversation between two groups, for example, participants can dictate points to two nominated note writers. And no matter where you're writing on the screen, you can easily change the colour and type of pen output or use the included eraser to delete unwanted content.

Note: When multiple touch pens are used simultaneously, they have the same pen settings.

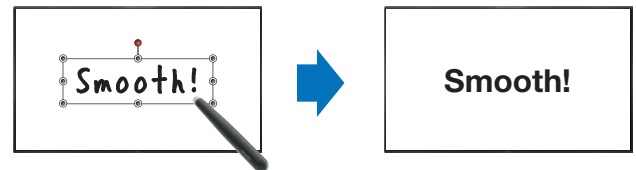
User-Friendly Sharp Pen Software Interface

Using a touch pen, you can easily launch and display the Sharp Pen Software user interface, a menu comprising of smartly arranged icons that provide easy access to pen settings and functions. Menus can be browsed easily and are displayed in a floating format that allows them to be moved to anywhere on the screen.

Handwriting Recognition

Sharp Pen Software features a handwriting recognition* function that converts selected onscreen handwriting into standard text. It can also recognize handwritten shapes—such as circles, triangles, and straight lines—and automatically convert them into objects. This smart and convenient function makes it easy to utilize onscreen content to make a legible record of your lesson or meeting.

* Works with languages supported by Sharp Pen Software.



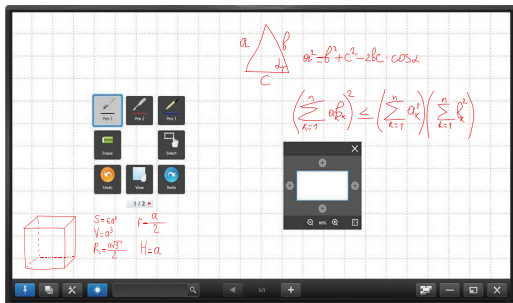
Display, Write, Edit and Share Information

The AQUOS BOARD® interactive display system's Sharp Pen Software includes two convenient modes that you can select depending on your needs. Whiteboard mode is ideal for writing memos and diagrams, and it comes with a range of useful background templates: a calendar, an action plan, a to-do list, a corkboard, and more. With overlay mode, meanwhile, you can write or draw directly onto displayed photos, videos, PDFs, or Microsoft® Excel®, Word and PowerPoint® documents. In either mode, you can easily save your notes, make printouts, send files as email attachments, and share data with selected recipients. Because meetings and classroom discussions revolve around a single large monitor, participants can stay focused on the interaction itself rather than on their own note-taking.



Whiteboard Mode

Use to create Pen Software files, which can be emailed, printed, saved to PDF, PNG, and BMP.



Overlay Mode

Works like a transparency. Use Pen Software to write, draw and insert objects over any screen you have open in Windows. Open and save multiple overlays, capture screenshots of each page and save, send via email and print as PDF or image.



Sharp Pen-On-Paper® Experience



Glare Resistant

Bright rooms help facilitate a lively exchange of ideas, but can be disruptive when the sunlight or overhead lighting creates on-screen glare. Sharp's proprietary anti-glare coating eliminates the disruptive glare while still providing a bright, easy-to-view user experience.



Natural Writing Flow

Not all writing surfaces are created equally. Writing on a flat panel display needn't feel slippery like you're sliding around uncontrollably on glass. The combination of Sharp's proprietary glass coating and the AQUOS BOARD® interactive display's pen tip material produces a natural writing feel—like pen on paper!

Specifications

Model Name		4TB70CT1U	4TB80CT1U
Installation		Landscape	
LCD Panel		70" class (69.5" diagonal) LCD	80" class (80.5" diagonal) LCD
LCD Panel	Max. Resolution	3,840 x 2,160 pixels	
	Max. Display Colours (approx.)	1.07 billion colours	
	Pixel Pitch (H x V)	0.40075 x 0.40075 mm	0.464 x 0.464 mm
	Contrast Ratio	4,000: 1	
	Viewing Angle (H/V)	176°/176° (CR ≥ 10)	
	Active Screen Area (W x H)	60 5/8" x 34 3/16"	70 3/16" x 39 7/16"
	Response Time	8.5 ms	8 ms
Backlight		LED, Direct	
Touchscreen	Touch Technology	IR (infrared blocking detection method)	
	PC Connection Port*1	USB Type C x 1	
	Multi Touch	20 points	
	Protection Glass	Thickness: Approx. 4.0 mm / Shock resistance: 130 cm	
Touch Pen	Passive Pen	2 included	
Computer Input	Video	HDMI	
	Plug & Play	VESA DDC2B	
Video Colour System		NTSC-M/PAL-N/PAL-M	
Analog/Digital Tuner		NTSC/ATSC	
Input Terminals*2		HDMI x 2, Analog AV (3.5 mm-diameter mini stereo jack) x 1, ANT/Cable x 1, USB x 1	
Control Terminals*2		Ethernet RJ-45 x 1, RS-232C (3.5 mm-diameter mini stereo jack) x 1	
Output Terminals*2		Audio (3.5 mm-diameter mini stereo jack (L/R)) x 1	
Speaker Output		10 W + 10 W	
Power Supply*3		110 V AC, 60 Hz	
Power Consumption		200 W	240 W
Operating Temperature*4		0°C to 40°C	
Dimensions (W x D x H) (approx.) (display only)		62 3/4" x 3 5/16" x 36 13/16"	72 5/16" x 3 11/16" x 42 1/2"
Weight (approx.) (display only)		100 lbs	132 lbs

*1 Use supplied USB cable and adapter to connect with computers *2 Use a commercially available connection cable for PC and other video connections. *3 The AC power cord is an inlet type. The cable is bundled (3 pins). *4 Temperature conditions may change when using the monitor together with optional equipment. In such cases, please check the temperature conditions specified by the optional equipment.

System Requirements

Connected Equipment

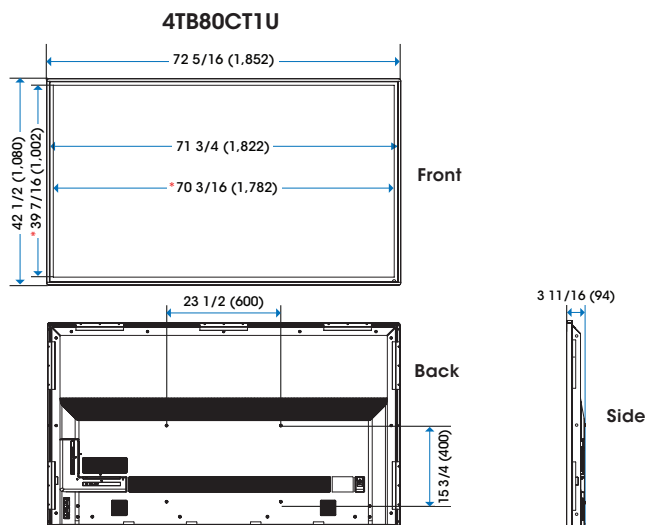
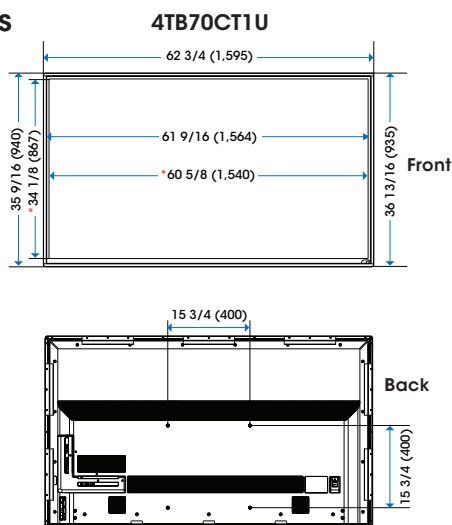
Hardware	Must have USB 2.0 compliant port
Operating System	Windows® 8.1 (32-bit or 64-bit versions), Windows 10 (32-bit or 64-bit versions)
	macOS® v 10.13, v 10.14, v 10.15
	Google Chrome™ OS Version 74 or later

Supplied Software (Windows)

CPU	Intel® Core™ i5-6360U or faster Intel® Core™ i7-6650U or faster recommended
Memory	At least 4 GB
Free space on hard drive	At least 4 GB (free space separately required for data storage)

To use the touch panel, connect the bundled USB cable to the computer. The touch panel operates with the standard driver of each OS. On the Mac®, operation is only possible in single-touch mode.

Dimensions



Units: inch (mm) * Screen dimensions

DOLBY AUDIO™

HDMI™
HIGH-DEFINITION MULTIMEDIA INTERFACE

SHARP®
Be Original.

SHARP ELECTRONICS OF CANADA LTD.
335 Britannia Road East,
Mississauga, Ontario L4Z 1W9
1-800-567-4277 • www.sharp.ca

Printed in Canada.
VSG-VS-4TBCT-PDF-11/2021

Sharp, AQUOS BOARD and all related trademarks are trademarks or registered trademarks of Sharp Corporation and/or its affiliated companies. The terms HDMI, HDMI High-Definition Multimedia Interface, and the HDMI Logo are trademarks or registered trademarks of HDMI Licensing Administrator, Inc. Manufactured under license from Dolby Laboratories. Dolby and the double-D symbol are trademarks of Dolby Laboratories. Windows is a registered trademark or trademark of Microsoft Corporation in the US and/or other countries. Google Chrome and Android are trademarks of Google LLC. Mac and macOS are trademarks of Apple Inc., registered in the US and other countries. All other brand names and product names may be trademarks or registered trademarks of their respective owners. All screen images appearing in this brochure are simulated. Design and specifications are subject to change without prior notice.